

WEYBRIDGE ASSETS INC.

GLOBAL MARKET OUTLOOK

APR 2020

The COVID-19 virus

TABLE OF CONTENTS

Contents

Introduction	1
2020 recession now likely	2
Not feeling the Bern	4
Regional snapshots	5
Adding risk	8
Asset class preferences	9

INTRODUCTION

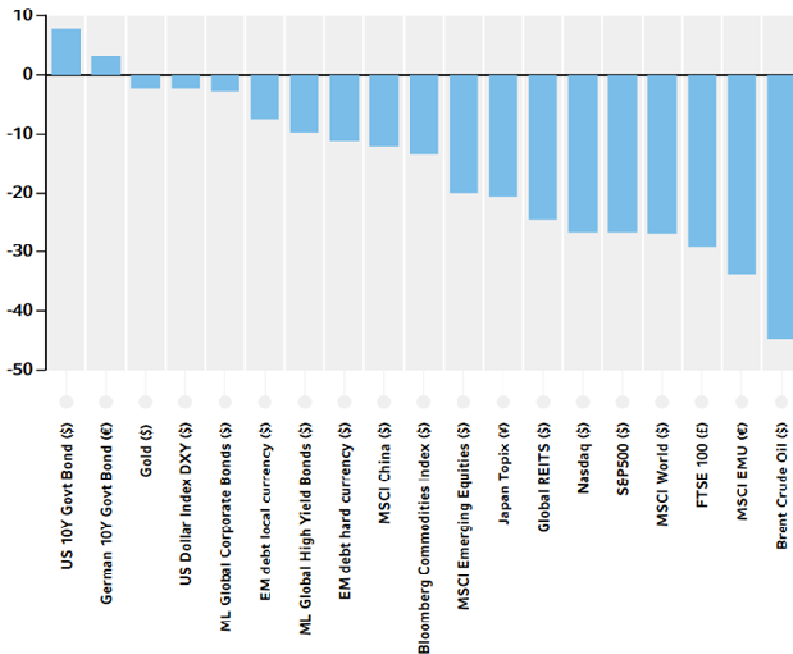
Introduction

"Events, dear boy, events" was how former British prime minister Harold Macmillan described the unpredictability of politics, and the same can be said of investment strategy. As of mid-February, our expectation for a global mini-cycle recovery was on track. Green shoots were apparent in manufacturing indicators and a phase 1 trade deal had been agreed between the U.S. and China.

By mid-March, however, events had taken over. The virus outbreak has quickly progressed to an economic shock as governments across the globe enact strict containment policies. Borders have been closed, and schools and universities shut down. Markets are panicked by uncertainty over the duration of the virus threat and the extent of further containment measures. This has been compounded by fears that monetary policy has reached its limits with almost all central banks at the zero-lower bound. We expect that more aggressive fiscal stimulus measures will offset any shortfall in monetary firepower. The main uncertainty is the duration and depth of the virus-induced recession. Our central case is that global growth begins to recover in the second half of the year as the virus outbreak fades, but expert medical opinions on the longevity of the virus threat vary.

The chart below shows that the result has been a severe risk-off event since the U.S. equity market peak on February 19.

Coronavirus impact on asset performance / From S&P 500® peak on February 19, 2020 through March 12, 2020



Source: Refinitiv Datastream, last observation March 12, 2020.

2020 RECESSION NOW LIKELY

2020 recession now likely

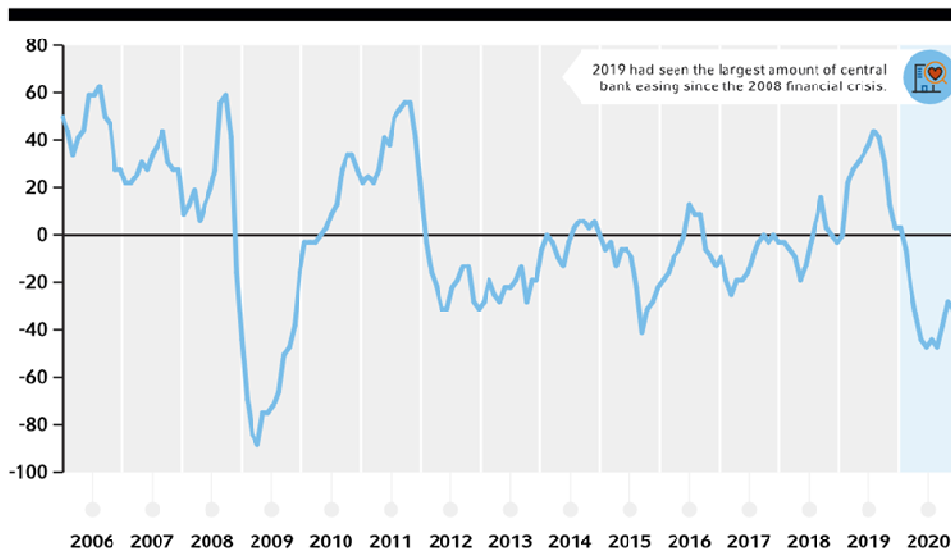
CONTAINMENT MEASURES AROUND THE WORLD ARE HAVING A LARGE ECONOMIC IMPACT.

Global gross domestic product (GDP) growth will probably be negative for the first quarter, and the shutdown in economic activity from the virus containment measures virtually assures negative growth in the second quarter. The number of virus cases is likely to increase, which means more drastic containment measures may continue to be implemented. It is also possible that stresses in credit markets create a wave of defaults and liquidity issues that cascade across investment markets.

China's experience shows it is possible to contain the virus. Outside the stricken Hubei province, there have been an average of only 10 new cases per day in China during the first 18 days of March. South Korea is likewise having success in containing the outbreak. The fatality rate from the virus also seems lower than originally feared, with many estimates now placing it below 1%. Most deaths so far have been confined to the elderly and those with pre-existing respiratory conditions.

Provided the virus is transitory, perhaps contained in the second quarter, the global economy should be poised to recover in the second half of 2020. There were signs of recovery in global economic indicators before the virus escalated in China during February. In addition, 2019 had seen the largest easing in monetary policy by global central banks since the 2008 financial crisis.

Central banks tightening globally/ net %



2020 RECESSION NOW LIKELY

Since the virus outbreak, major central banks have eased even further, in some cases significantly, and governments are starting to issue substantial fiscal stimulus measures. U.S. Treasury Secretary Steven Mnuchin has proposed a \$1.2 trillion stimulus package, which equates to 5.5% of U.S. GDP. Finance ministers and central bankers around the world are making “whatever it takes” statements. China is enacting large monetary and fiscal stimulus.

The combination of monetary and fiscal stimulus on top of last year’s easing, combined with the reduction in China-U.S. trade tensions, argue for a solid recovery when the virus threat recedes.

However, there are risks to this view of an economic recovery in Q3, including:

- The progress of the virus can't be forecast. The number of cases in the U.S. may be under-reported, and there could be a dramatic escalation in confirmed cases. The containment measures may be more drastic, and the recession could continue into Q3.
- The economic impact of the virus may turn out larger than expected. There is evidence that labor markets have already been damaged, and the shock to consumer and business confidence could generate a self-sustaining economic downturn. There also could be a credit-market event that leads to rising defaults and liquidity issues, which in turn creates fears of a 2008-style downturn.
- Global supply chain disruptions may have a larger and more sustained negative impact on global growth.
- Central banks have limited firepower compared to previous recessions. The U.S Federal Reserve, Bank of England, Bank of Japan and European Central Bank (ECB) are already at the zero-lower bound.

The most material risks in our view are that the number of virus cases increase exponentially, and virus containment measures continue through Q3. The others seem less likely. Confidence should recover on the back of substantial stimulus once the virus ‘all clear’ signal is given. The issues around supply chains are longer-term. These have been under pressure since the China-U.S. trade war started. The virus outbreak adds to this but shouldn’t hamper the economic rebound.

A re-run of the 2008 financial crisis seems unlikely. Tier 1 capital ratios for large U.S. banks are significantly improved from 2007 and should cushion against the risk of a severe drawdown. Bank mortgage lending has been prudent. Consumer balance sheets are reasonably healthy. It’s true that central banks have less scope to cut interest rates, but if needed they can turn to quantitative easing and other unorthodox policies. There also will be substantial political pressure on governments to provide fiscal stimulus.

NOT FEELING THE BERN

Not feeling the Bern

IT'S BEEN EASY TO OVERLOOK AMID THE COVID-19 AND OIL MARKET SHOCKS, BUT THE OTHER IMPORTANT RECENT EVENT FOR MARKETS HAS BEEN THE SHIFT IN FAVORITISM FOR THE DEMOCRATIC PRESIDENTIAL NOMINATION AWAY FROM THE SELF-DESCRIBED SOCIALIST BERNIE SANDERS AND TOWARDS THE PARTY'S STATUS-QUO, CENTRIST CANDIDATE, JOE BIDEN.

A Sanders presidency would represent a structural shift for the U.S. equity market. He favors the regulation and breaking up of the tech giants, the abolition of private health insurance and the repeal of Donald Trump's large corporate tax cuts. But such change isn't likely now with Biden heavily favored in betting markets to win the Democratic nomination. The economic turmoil caused by COVID-19 means he also may have a better chance of beating Trump in the November election. A Biden-versus-Trump contest likely will be largely neutral for markets. A Sanders-versus-Trump election would have been an additional worry-point, creating uncertainty about the strength of the eventual market rebound.

REGIONAL SNAPSHOTS

Regional snapshots

UNITED STATES

The government's virus containment measures mean a technical recession – negative GDP growth in Q1 and Q2 – is probable. As of March 19, the S&P 500® Index has declined 29% from its 2020 peak, which is on par with a moderate economic recession. A reasonable amount of economic pain is already in the price.

A risk is that the sharp plunge in cash flows causes highly indebted companies to default, triggering a credit-crunch in the broader economy. This threat should be lessened by the Fed's 150 basis points (bps) of emergency easing, asset purchases, and the resumption of an alphabet soup of crisis-era liquidity management facilities.

Fiscal policy will be important in offsetting the recession. The nature of the COVID-19 shock should force bipartisan agreement on large stimulus measures. More immediately, though, Congress and the U.S. Treasury can put emergency funding channels in place for stressed industries facing liquidity pressures.

Tailwinds from monetary and fiscal policy should eventually promote stronger economic conditions when the virus disruption has cleared. The upside risk is that should the number of new virus cases begin to decline in Q2, the subsequent recovery will be boosted by the strongest stimulus measures in more than a decade.

EUROZONE

Europe is the worst-affected region outside of China by COVID-19. It has high exposure to global trade, particularly China, the ECB has little monetary policy firepower and the rules around fiscal policy in the Eurozone make stimulus measures difficult to implement. Italy is in quarantine and strict containment measures have been put in place in France and Spain. These seem likely to be adopted by other European countries.

The combination of these factors means that the Eurozone stock index has been the hardest hit of the major bourses, down more than 35% as of mid-March.

REGIONAL SNAPSHOTS

The Eurozone is likely to experience a deeper recession than the U.S. but should also experience a bigger economic bounce when the virus subsides. It will be one of the main beneficiaries of the rebound in global trade. Eurozone equities are now very attractively valued, and we would look for the European stock market to be one of the best performers in the recovery.

UNITED KINGDOM

The UK economy has two main advantages over Europe:

1. The Bank of England, unlike the ECB, has been able to cut interest rates by 65bps, taking its policy rate to the effective zero-lower-bound.
2. The ability to quickly implement fiscal easing. The UK government has announced over 1% of GDP in stimulus measures.

The FTSE 100 Index has been hit by a trifecta of challenges: Brexit uncertainty from the end-2020 deadline for an agreement, the large exposure to multinational firms with profits based overseas, and the high weighting to energy companies that have been hurt by the oil price collapse. The UK equity market has already been a poor performer, hit by three years of Brexit wrangling following the 2016 referendum. The COVID-19 declines take the FTSE 100 into exceptional value territory. It has a trailing PE ratio of under 10-times and a dividend yield pushing towards 7%.

JAPAN

Japan's economy was weak at the end of 2019, weighed down by the October value-added tax (VAT) increase and a natural disaster caused by the largest typhoon in half a century. The COVID-19 disruption has almost certainly pushed the economy into recession.

Stimulus measures are underway. The Bank of Japan has limited firepower, but has increased its purchases of government bonds, corporate bonds, and equities via exchange-traded funds (ETFs). The government is likely to announce emergency fiscal measures. Japan's structural weaknesses in terms of weak monetary policy and persistent deflation mean it will likely remain an economic laggard relative to other developed economies.

REGIONAL SNAPSHOTS

CHINA

China was the first country to enter the COVID-19 crisis and see a downward trend in the number of new cases. High frequency trackers of daily economic activity show that economic activity is resuming. Traffic congestion in Shenzhen and Shanghai has returned to normal levels and coal consumption by power generators is trending higher.

Government stimulus is coming. Local provinces have announced infrastructure projects, and the People's Bank of China has cut interest rates and the reserve ratio requirement several times. Banks have been encouraged not to call in loans while there is pressure on cash flows. The main uncertainty is whether the combined monetary and fiscal stimulus will be as large as in 2015/16, which created a V-shaped recovery in 2016. We don't think it will be nearly as large, as China's leadership is still worried about excessive debt levels. But it will be substantial and position China for a strong rebound when the threat from the virus starts to subside.

CANADA

The twin shocks of the COVID-19 outbreak and the collapse in the oil price has complicated what was already a lackluster economic outlook for Canada. Economic growth is at risk of falling below the 1.0% lower-end of our forecast range. The Bank of Canada has responded with 100bps of easing and increased liquidity provisions, with more likely to come. Prime Minister Justin Trudeau recently announced plans to roll out a stimulus package valued at roughly 3% of Canadian GDP. Beyond the immediate concerns around the virus, the structural watchpoint will be the collateral damage inflicted on highly indebted households.

AUSTRALIA/NEW ZEALAND

The Australian economy was already soft—under the weight of a cautious consumer and slowing housing market—and the COVID-19 threat will accelerate this trend. The Reserve Bank of Australia has made two emergency rate cuts totaling 50bps that take the cash rate to 0.25%. It has implemented its first steps into unconventional policy by setting a target of 0.25% for the three-year government bond yield. Quantitative easing through government bond purchases is not far away.

The government has announced a fiscal stimulus package worth 1.2% of GDP, and the Australian dollar is fulfilling its traditional shock absorber role by depreciating and softening the blow on export-exposed industries. Australia's outlook appeared promising heading into 2020 with its biggest trade partner, China, about to be boosted by a phase-1 trade deal with the U.S. The virus outbreak has substantially delayed this outlook.

ADDING RISK

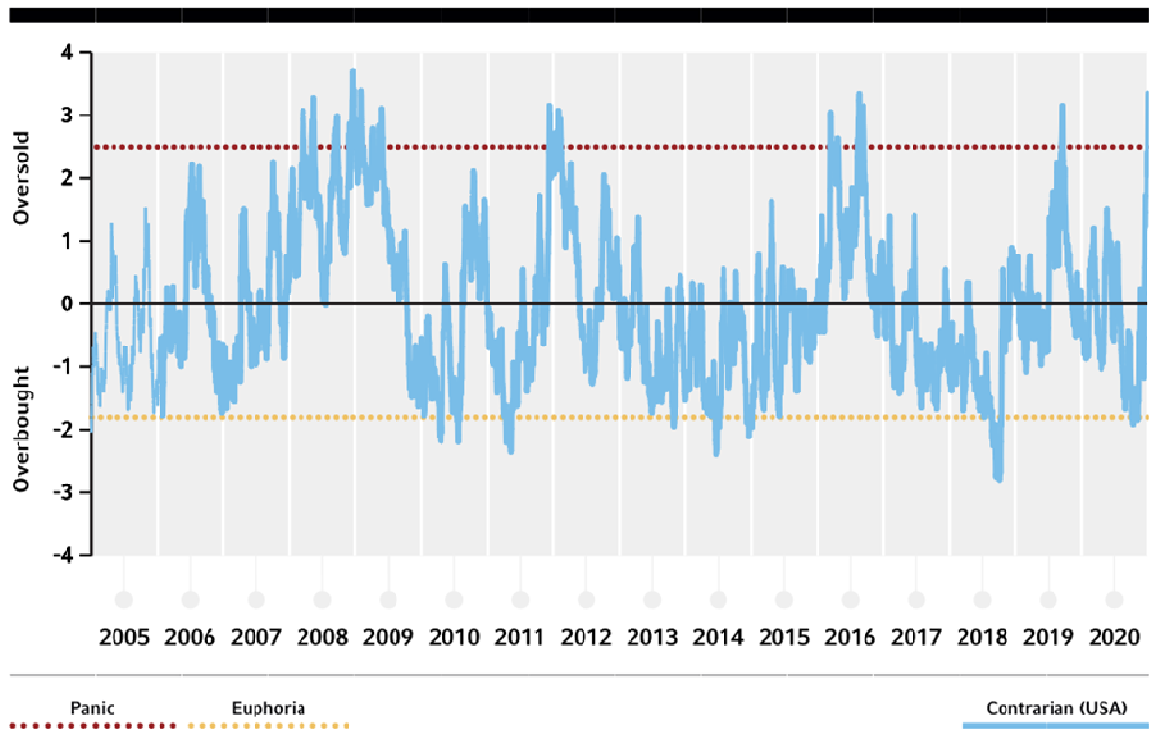
Adding risk

OUR CYCLE, VALUE AND SENTIMENT INVESTMENT PROCESS FOR TACTICAL DECISIONS LOOKS FOR TIMES WHEN FEAR OR EUPHORIA CAUSE MARKETS TO OVERSHOOT. MOST OF THE TIME, THE MARKET CONSENSUS EMBODIES THE "WISDOM OF CROWDS", AND THERE ARE NO STRONG TACTICAL OPPORTUNITIES. BUT MARKETS SOMETIMES DESCEND INTO THE "MADNESS OF CROWDS" WHERE HERDING CREATES TACTICAL OPPORTUNITY.

Our composite sentiment indicator combines a range of indicators, such as technical market measures, positioning signals and surveys of investors.

The market action on March 12, when global equities fell by 10% in a single day saw this indicator provide one of its most extreme "buy" signals.

Composite Contrarian Indicator



ASSET CLASS PREFERENCES

Asset class preferences

- The equity markets that have been hardest hit by the COVID-19 crisis should be those that benefit the most from the eventual rebound. U.K. and Eurozone equities are attractively valued. Europe's high weighting to cyclical stock should help it outperform in the recovery.
- Emerging markets equities should also benefit from the eventual recovery. They are attractively valued and will gain the additional benefit of reduced trade-war tensions.
- High-yield credit is now very attractively priced after selling off as a result of the COVID-19 shock and oil price collapse. Energy companies make up a large share of the high-yield bond market. The spread to U.S. Treasuries on March 19 was close to 900 basis points. The spread could widen further if the virus news deteriorates, but this historically has been a good entry point into high-yield exposure, although there is obviously considerable uncertainty in the market and liquidity risk that investors will need to consider in deciding whether to take advantage.
- Government bonds are universally expensive. They may rally further if the COVID-19 crisis escalates further, but they are at risk of underperforming once the post-virus recovery is underway.
- Our main expectation around currencies is that the safe-haven rally in the U.S. dollar should unwind once we are in the post-virus recovery phase. This will favor currencies such as the Australian dollar, New Zealand dollar, Canadian dollar and British pound, which after significant depreciation are substantially undervalued at the end of the first quarter relative to long-term purchasing power parity comparisons.